



Canon
EOS
40D
DIGITAL



Inspired. By Canon.



**EXPLORERS
OF LIGHT**

Photography by Canon Explorers of Light (clockwise from top left): ©Barbara Bordnick, ©Rick Sammon, ©Bruce Dorn, ©Douglas Kirkland, ©Adam Jones, ©William Neill

The Spirit of Photography.

Welcome to the next generation of digital SLR photography—The Canon EOS 40D. This feature-packed SLR combines Canon's tremendous know-how in both the digital and photographic worlds, creating a camera that not only does everything one would expect of a traditional digital SLR, but one that incorporates staggering leaps forward in technological innovation. With new features like Canon's EOS Integrated Cleaning System, Live View Function, a more powerful DIGIC III Image Processor, plus a new 10.1-megapixel CMOS sensor, a powerful new focusing system, a 3.0-inch LCD monitor and more, the EOS 40D elevates digital photography to new heights, enhancing the shooting experience, and delivering images one could only expect from Canon.





“ I am forever fascinated by how Nature repeats herself. Like all living creatures, flowers have their very distinct personalities and similar to making a portrait of a person, when photographing flowers I am challenged to capture something of their individual personalities, moods and gestures.”

Barbara Bordnick



Canon’s Amazing CMOS Sensor

Massive Files, Better Detail

Canon’s new 10.1-million pixel CMOS sensor uses technology straight from the professional EOS-1D Mark III. It’s totally re-designed, reaching new levels of light-gathering efficiency and low-noise performance. The APS-C size sensor has the same effective lens conversion factor (1.6x) as the previous EOS 30D. In conjunction with the new DIGIC III Image Processor and this new CMOS sensor, the EOS 40D images break new ground in total image quality.

14-bit Depth for Greater Color Range

With the EOS 40D, analog to digital signal conversion is executed by a 14-bit processor (16,384 tones), which generates digital data of fine gradation without tonal skipping. Canon’s proprietary RAW and new small RAW (sRAW) images take full advantage of this rich 14-bit gradation and can be processed with Canon’s Digital Photo Professional software. JPEG images with 8 bits per color derived from 14-bit data are provided in four sizes (10.1MP, 8.0MP, 5.3MP or 2.5MP), which also are available in the EOS 40D’s RAW + JPEG mode.

Highlights Preserved for Improved Detail

Highlight Tone Priority feature extends the EOS 40D’s tonal range of bright areas, minimizing loss in highlight detail. This vital Custom Function

10.1 MEGA PIXELS
CMOS

Superlative Image Quality

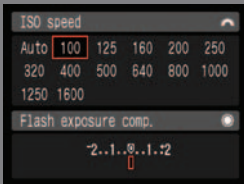


EOS 40D’s Highlight Tone Priority feature minimizes the loss of highlight detail. Along with Canon’s CMOS sensor, exclusive DIGIC III Image Processor and 14-bit A/D converter, images will have the greatest of detail with the widest possible tonal range.

lets you get even better detail in bright light, especially in situations with contrasty light. It’s a perfect feature for working with harsh studio lights, and invaluable outdoors when ambient light is in constant flux.

Tremendous Power for Low Light Photography

This camera has an extensive ISO range (from 100 to 1600 plus ISO 3200* in extended mode) which is selectable in 1/3-stop increments. The sensor features a newly developed set of narrow-gap microlenses and noise reduction circuits to improve performance at high ISOs, and optimized photodiode configurations for improved performance at all ISOs. It’s simply more efficient, and that translates into better images.



ISO Speed Selection Screen

Better White Balance for Better Exposures

Now with improved white balance, your colors will be spot-on. Nine

EOS 40D’s 10.1 Megapixel Canon CMOS Sensor (Actual size)


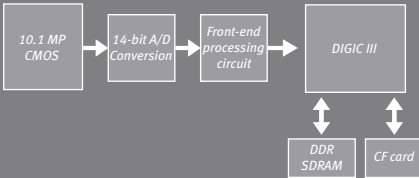


Image-processing Sequence Diagram



different white balance modes are featured for specific lighting conditions. Where you used to have to change



White Balance Selection Screen

expensive filters to compensate for light temperature, the EOS 40D does it all automatically. Presets for daylight, shade, overcast situations, indoor tungsten and fluorescent light, plus flash, custom, color temperature and white balance bracketing ensure accurate whites and colors anytime.

Automated Brightness and Contrast Correction

When shooting in basic automatic modes, the EOS 40D has a new Auto Brightness/Contrast Correction feature that adjusts less-than perfect exposures to ensure both proper dark and highlight points in the image, as well as optimal contrast. This feature is perfect for underexposed scenes, as one might get on the beach or in snow, in situations where the flash is not powerful enough and in hazy, overcast situations with little or no contrast.

*Standard output sensitivity. Recommended exposure index.



“Canon listens to photographers’ needs and has built an imaging system second to none, and a system that is a natural extension of the way I want to work. Canon equipment is so user friendly, it never gets in the way of making great images.”

Adam Jones



Canon’s Newest Digital Powerhouse

Developed to maximize performance between the capture and recording stages of digital photography, the EOS 40D’s **DIGIC III** Image Processor is faster and more powerful than ever. This latest-generation **DIGIC III** Image Processor works in concert with Canon’s CMOS sensor to achieve even higher levels of performance. It’s a key reason for both the EOS 40D’s incredible speed and improved image quality. Color reproduction and noise reduction in low light situations are dramatically improved.



The EOS 40D can shoot up to 6.5 fps and capture up to 75 JPEGs or 17 RAW in one burst

As Fast As The Action

The EOS 40D is the fastest digital SLR ever offered at this price level. It shoots as fast as an incredible 6.5 fps, making it ideal for everything from wildlife to sports. And that’s for up to 75 JPEGs, or 17 RAW images in one burst. Whether it’s the 0.15-second startup time, the high-speed mirror drive, the brief shutter lag time (only 59 msec.), or the predictive AF focusing for capturing the action, the EOS 40D will get you your shot.

6.5
Frames
Per Sec

Built for Powerful Performance



Dust Control, Guaranteed

The EOS 40D’s Self Cleaning Sensor Unit combats stray dust that can enter the camera when changing a lens or in dusty conditions. The sensor’s front low-pass filter is cleaned automatically with ultrasonic vibrations every time the camera is turned on or off. Removed dust adheres to material around the filter to ensure it stays off. Dust missed by the camera’s cleaning unit can be

EOS Integrated Cleaning System



The EOS Integrated Cleaning System uses both hardware and software technologies to ensure a dust free image.



EOS Integrated Cleaning System

removed by Canon’s software solution and Dust Delete Data test shot, which identifies the location and size of dust spots on the image file and erases them.* This one-two punch of both hardware and software protection ensures a dust free image, saving hours of time in post-production.

Always Ready to Shoot


Turn the EOS 40D on, and it’s ready to go in a scant 0.15 sec. If you wait before focusing, the EOS 40D’s Self Cleaning Sensor is automatically activated, ensuring no dust interferes with the next photo.

Solid, Magnesium Construction

The EOS 40D has a solid, substantial feel that complements its compact dimensions. Designed to withstand the rigors of everyday use, it is constructed with lightweight and ultra-rigid magnesium-alloy that fits perfectly in your hands.

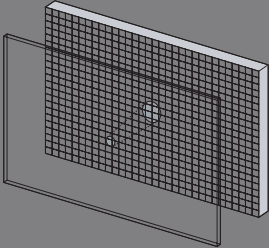
Rugged Inside and Out

When you demand flawless performance again and again, choose the EOS 40D. It has a high-speed shutter unit, designed to respond in an instant, reaching a top shutter speed of 1/8000 sec. and tested to withstand a remarkable 100,000-cycle shutter life. A top flash sync speed of 1/250 sec. ensures full flash flexibility, in bright or dim light.



Self Cleaning Sensor Unit

1 EOS 40D’s Self Cleaning Sensor Unit uses ultrasonic vibrations to remove dust.



2 The location and size of the dust is detected as the Dust Delete Data. Digital Photo Professional then uses the Dust Delete Data to erase the dust spot.*

*Dust Delete Data solution available with Canon Digital Photo Professional software, v.3.1 or higher.



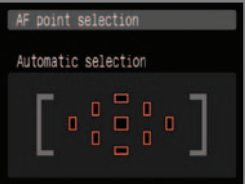
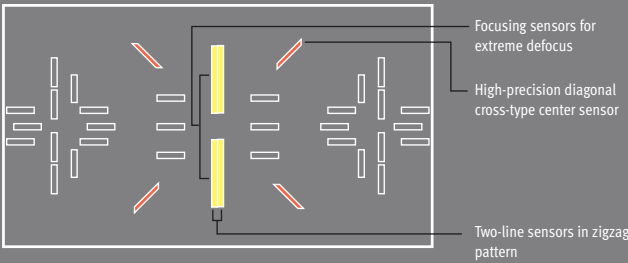
“I photographed this girl in the middle of the Gobi Desert in Mongolia. What’s interesting about the picture is that it illustrates that we have a global culture. The girl, with her sunglasses and pose on the motorcycle, could have been photographed in NYC during a fashion shoot.”

Rick Sammon

Fast, Brilliant Focus, Every Time

Some of the most advanced features from Canon’s professional cameras are incorporated into the EOS 40D’s design. Each of its nine AF points is now a full cross-type sensor, when lenses f/5.6 or faster are used. It’s better than ever at grabbing focus on tough subjects without much detail. Sensitivity is a stunning EV-0.5 to EV18. The center AF point holds a world’s first: two diagonal, high-precision line sensors, in addition to the standard cross-type sensors. They’re active with any lens f/2.8 or faster, giving more accuracy and precise AF. The camera has a number of focus modes, including One-Shot AF, AI Focus AF, AI Servo AF and manual. Focus now can be engaged with the EOS 40D’s new AF Start button, and all focus points can

AF Sensor Configuration



AF point selection screen



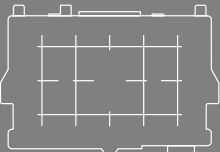
AF Start button and Multi-Controller

be chosen automatically, or accessed using the intuitive, thumb operated Multi-Controller.

Perfect Focus, Perfect Photography

Bright, Customizable Views

The EOS 40D has a newly refined, bright, sharp viewfinder with improved optics. It offers 0.95x magnification, a 26.4° angle of view and a 22mm eyepoint. It makes it easy to compose images, and with all relevant shooting information, including ISO and a new Black and White icon displayed right in the viewfinder, it’s easy to change settings without moving the camera away from the eye. The EOS 40D also introduces interchangeable focusing screens, including those for critical manual focus and architectural photography, another professional feature delivered.



Focusing Screen Ef-D - Precision Matte with Grid

Advanced Metering for Spot-on Exposures

All the choices the advanced photographer could want. 35-zone Evaluative metering is ideal for quick shooting with auto exposure. The EOS 40D also has a spot meter, which analyzes 3.8% of the composition, perfect for ultra-precise metering. Center-weighted average metering measures the entire composition, yet places emphasis on the center of the image. With partial metering, 9% of the image is metered. With these versatile metering options, it’s always easy to get the right exposure.

Picture Style Technology



Portrait

Standard—For crisp, clean images with good sharpness and vivid color reproduction—ideal for general shooting, requiring little to no post-processing.

Portrait—Warmer skin tones with punchy contrast. Slightly weaker sharpening than the Standard mode yields more natural skin and hair detail.

Faithful—Delivers the most accurate color rendition when shooting under 5200K lighting. No in-camera sharpening is applied.

Monochrome—Sharpness and contrast can be adjusted and users can mimic the effect of colored filters with traditional B&W film and/or add a colored tint to images as well.



Landscape—Vivid color saturation and contrast for enhanced landscapes and skies. Slightly stronger sharpening than the Standard mode yields more crisply defined image elements, such as mountains, trees, and buildings.

Neutral—Provides natural color reproduction with no in-camera sharpening applied—a good choice for images that will be post-processed.

Custom Film Characteristics, Easily

Canon’s Picture Style settings are also incorporated in the EOS 40D. These simulate the characteristics of different film styles, allowing you to customize your shooting



to your personal taste or needs. There are six different Picture Style settings, and each can be further fine-tuned right in the camera. Brand new is Canon’s supplied Picture Style Editor software, which is almost the digital equivalent of “making your own film.” Picture Style really lets the critical user pin-point the look they want in their images. Additionally, the EOS 40D allows you to define and save three custom settings that can be accessed directly from the camera’s dial.



Picture Style button



©William Neill



“ This location is a favorite of mine. I love the contrasts between hard rocks and blurred motion of the surf. The mood is serene and the colors calming...My Canon camera makes it easy for me to work in tricky lighting conditions with its evaluative metering and instant feedback via the LCD preview with histogram. In this case, the camera got it right on the first exposure, even though this is a 20 second exposure on a tripod!”

William Neill

The Largest LCD Monitor in its Class

The EOS 40D has a huge, bright 3.0-inch TFT LCD screen with 230,000 pixels and a broad viewing angle. It offers a brighter, more detailed display than previous models, perfect for accessing camera settings like AF, ISO, Metering modes AF Point selection and flash options, plus for reviewing, editing and deleting photos or composing new images in Live View Function.

Live View Function, with New Innovations

Live View Function is a powerful feature on the EOS 40D. It enables viewing your subjects directly on the huge 3.0-inch LCD monitor. It’s



EOS 40D’s Live View function lets you compose and shoot directly from the camera’s 3.0-inch LCD screen.

easy to magnify any part of the scene 5x or 10x, for precise manual focus. But now, one press of the AF-ON button gives instant access to AF; Live View Function returns as soon as the button is released. Whether it’s macro shooting at a low angle, or taking a stab at still-life shots in a studio, the EOS 40D’s Live View Function is a great new addition for the SLR enthusiast.

Intuitive, Customizable Operation



Silent Shooting with Live View Function

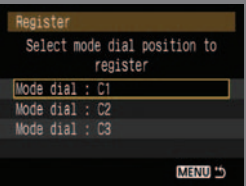
The EOS 40D CMOS sensor technology brings new silent shooting to the Live View Function. The sensor has an electric first-curtain shutter function that enables shooting with the EOS 40D’s mechanical shutter completely open. As a result, it’s possible to minimize the sound of the shutter cocking, or (in mode 2) postpone it, making the camera barely audible as you take a shot.

Customized Operation

The EOS 40D has 24 distinct Custom Functions with 62 settings organized according to camera function that can be accessed from the camera’s Menu. Parameters like Exposure, ISO and bracketing increments, noise reduction and highlight tone priority, AF, drive speed, flash, button and dial assignments, among others, can be customized to suit both the shooting situation and your predilections.

Instant Recall of Favorite Settings

Set the EOS 40D up as you like for a specific shooting condition, and memorize all settings with a menu command. Then, return instantly to those settings later by turning the Main Dial to one of three “C” positions. Additionally, you can register up to six of the most frequently accessed menu options under the EOS 40D’s “My Menu” setting, which, when activated is the first screen to appear when the Menu button is pressed.



Camera User Setting screen

Faster Live Operation

A new AF ON button, positioned so as to be easily accessible, can start up AF in both Live View Function and Viewfinder modes. It can also be programmed through the Custom Function menu to activate or deactivate metering and/or AF, depending on your preferences.

Custom Function Chart

Custom Function	Function Description	No.	Setting	Custom Function	Function Description	No.	Setting
C.Fn I: Exposure				C. Fn-03	(Cont.)	2	Quick Control Dial direct
C. Fn-01	Exposure level increments	0	1/3-stop	C. Fn-04	Superimposed display	0	On
		1	1/2-stop			1	Off
C. Fn-02	ISO speed setting increments	0	1/3-stop	C. Fn-05	AF-assist beam firing	0	Enable
		1	1-stop			1	Disable
C. Fn-03	ISO expansion	0	Off			2	Only external flash emits
		1	On	C. Fn-06	AF during Live View shooting	0	Disable
C. Fn-04	Bracketing auto cancel	0	On			1	Enable
		1	Off	C. Fn-07	Mirror lockup	0	Disable
C. Fn-05	Bracketing sequence	0	0, -, +			1	Enable
		1	-, 0, +	C.Fn IV: Operation/Others			
C. Fn-06	Safety Shift	0	Disable	C. Fn-01	Shutter button/ AF-ON button	0	Metering + AF start
		1	Enable (Tv/Av)			1	Metering 3+ AF start/AF stop
C. Fn-07	Flash sync. Speed in Av mode	0	Auto			2	Metering start/Metering + AF start
		1	1/250 sec. (fixed)			3	AE lock/Metering + AF start
C.Fn II: Image						4	Metering + AF start/Disable
C. Fn-01	Long exp. noise reduction	0	Off	C. Fn-02	AF-ON/AE lock button switch	0	Disable
		1	Auto			1	Enable
C. Fn-02	High ISO speed noise reduction	2	On			0	Normal (disabled)
		0	Off			1	Change quality
C. Fn-03	Highlight tone priority	1	On	C. Fn-03	SET button when shooting	2	Change Picture Style
		0	Disable			3	Menu display
		1	Enable			4	Image replay
C.Fn III: Autofocus/Drive							
C. Fn-01	Lens drive when AF impossible	0	Focus search on	C. Fn-04	Dial direction during Tv/Av	1	Reverse direction
		1	Focus search off			0	EFA
		0	AF stop	C. Fn-05	Focusing screen	1	EFD
		1	AF start			2	EFS
		C. Fn-02	Lens AF stop button	2	AE lock	C. Fn-06	Add original decision data
3	AF point M → Auto/Auto → ctr			1	On		
4	ONE SHOT → AI SERVO			0	Disable (LCD auto adjust)		
5	IS start			C. Fn-07	Live View exposure simulation	1	Enable (simulate exposure)
C. Fn-03	Function AF point selection method	0	Normal				
		1	Multi-controller direct				



“This image in Shanghai was one which I saw as I looked up towards the sky in the center of my hotel. I loved the feeling of vertigo and the suggestion of infinity. I laid down on the floor and discovered the more extreme angle which made the photograph more exciting. I love exploring and reaching for the maximum possibility using my Canon.”

Douglas Kirkland

Canon’s Superlative EF & EF-S Lenses

Like other EOS Digital SLR cameras, the EOS 40D is compatible with all Canon lenses in the EF lineup, ranging from ultra-wide angle to super telephoto lenses, and including Canon’s EF-S series lenses, manufactured specifically for APS-C sized digital sensors.



EF LENSES

Canon lenses employ advanced optical expertise and micron-precision engineering to deliver unprecedented performance in all facets of the photographic process. Aspherical, Ultra-low Dispersion, or Fluorite elements for example, are featured in the universally acclaimed L Series lenses, and Canon’s Optical Image Stabilizer technology in select lenses minimizes the effect of camera shake. The EOS 40D deserves nothing less than Canon Optics.

The Genius of the EOS System

Lens-Based Image Stabilization for Better Results

To combat image blur, Canon’s Optical Image Stabilizer technology uses motion sensors and a high-speed micro-computer built directly into the lens. The sensors analyze vibrations and apply correction via a special stabilizing lens group that shifts the



image parallel to the focal plane. The effects can be seen immediately in the camera’s viewfinder. The subject remains in sharp focus, camera shake is minimized or disappears completely, and sharp pictures are the result. Unlike other camera companies who have chosen to incorporate image stabilization into the camera body, Canon builds this technology directly into Image Stabilization lenses so the system is custom tailored to the optics and focal length of the particular lens. This optimization renders a far more effective Image Stabilization system across the board.



Fast, Easy and Wireless

The perfect complement to Canon’s EOS 40D, the new Wireless File Transfer Unit WFT-E3A attaches directly to the camera. Sleek, with an integral antenna, the WFT-E3A does double duty, functioning both as a WFT unit and an integrated camera grip with controls for vertical shooting. The WFT-E3A is speedy, with 802.11b/g wireless compatibility and offers FTP, PTP and HTTP communication modes, so it’s ready to transmit, no matter the shooting situation. It also offers a newly enhanced graphic user interface, simplifying the configuration of both wired and wireless networks and can connect to both a GPS unit and or a hard drive for enhanced function.



EOS 40D with WFT-E3A

More Choices for Photo Composition

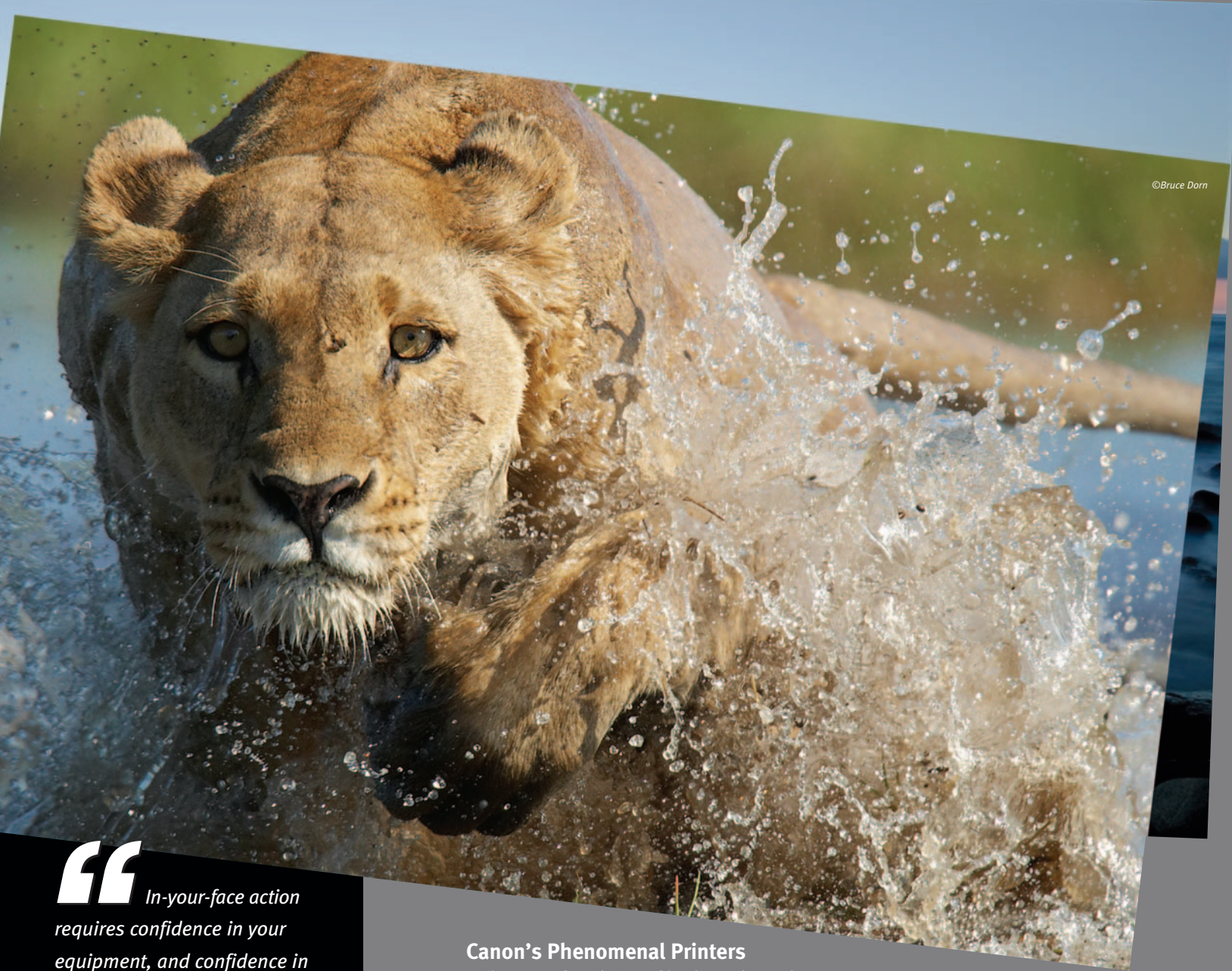
The first in its class to offer interchangeable focusing screens, the EOS 40D can accept focusing screen EF-D, which adds grid lines as well as focusing screen EF-S that has a super-precision matte surface perfect for critical focus when using fast lenses (f/1.8 to f/2.8).

Excellent Flash Photography

Whether using its flush-mounted integral flash (guide no. of 43 ft./13m at ISO 100), or any of the flashes in the EX Speedlite line, the EOS 40D features Canon’s E-TTL II Flash Metering for reliable flash output through numerous exposures and configurations. Speedlites like Canon’s 580EX II are perfectly suited to the EOS 40D, automatically compensating for the camera’s sensor size, enabling higher output flash, with more flashes per charge. The 580EX II has an AF-assist Beam and automatically sends color temperature information to the camera to maintain consistent, accurate white balance.



EOS 40D with Speedlite 580EX II and Battery Grip BG-E2N



©Bruce Dorn

“In-your-face action requires confidence in your equipment, and confidence in your equipment ensures exciting results. The intensity in the lioness’ eyes speaks volumes about the perfectly evolved predator. Being able to experience such purity of purpose from behind the lens makes my job one of the best there is.”

Bruce Dorn

Canon’s Phenomenal Printers

Built upon a foundation of leading-edge technologies, the EOS System enables you to capture images of extraordinary beauty and clarity with speed and precision. Canon’s commitment to photographic excellence does not end with image capture. Combining Canon’s unparalleled expertise in photography, photocopying and printing technologies, Canon imagePROGRAF, PIXMA and SELPHY photo printers redefine output quality, performance and convenience. Delivering amazing ink and print head technolo-

gies, sophisticated drivers with advanced color controls, professional software support and compatibility with a broad selection of papers and specialty media, Canon photo printers are meeting and surpassing the expectations of the most demanding photographers and imaging professionals. Canon printers are the perfect complement to your EOS System with results that are nothing short of stunning!

Canon Quality from Pupil to Print

Advanced Printing Without a Computer

The EOS 40D offers an unprecedented level of in-camera control over image optimization with its Advanced Camera Direct capabilities. You can adjust images, using the Face Brightener and Red-eye Correction functions. With control over contrast, saturation, color tone and color balance levels, high image quality is attainable without post-production software. Also, you can crop a vertical image to create a horizontal image (or vice versa), or by simply zooming in on a detail, an image can be cropped with the in-camera trimming tool. When connected to the EOS 40D, PIXMA Pro printers can generate 35-frame contact sheets and single image or 20-image prints with shooting information and will allow Advanced Camera Direct settings to override its default settings, so even the finest image adjustments made on the EOS 40D are accurately translated onto prints.



Fast, Raw Processing

The EOS 40D comes with Canon’s Digital Photo Professional (DPP) Ver.3.1 software, which is designed to view, process, edit, and save RAW images. It offers high-speed RAW image display and processing using Canon designed algorithms, which are both powerful and optimized specifically for Canon’s CR2 RAW files. Digital Photo Professional offers displays that are customizable to the your chosen workflow style, and offers an extensive range of image editing functions, including brightness, contrast, white balance, exposure, dynamic range, and more. It’s the software equivalent of a state-of-the-art darkroom, and it comes bundled with the EOS 40D.

Advanced Camera Direct Capabilities



Canon Photo Printers and EOS Digital SLR cameras take PictBridge direct printing to the next level, providing an unprecedented amount of control over image optimization and output options. When you connect the EOS 40D with a compatible Canon photo printer, such as PIXMA Pro printers, you can, for example, choose automatic image adjustment using EXIF information or make adjustments manually to create more vivid prints. You’ll have more paper size and formatting options, such as index sheets with shooting information. You can even correct automatically for backlighting and remove red-eye from you flash shots.



EOS 40D with PIXMA Pro9500




Printer output: ©William Neill

imagePROGRAF

Photographers seeking to produce their own gallery-grade inkjet prints have had limited choices until now. Understanding the demands of professional photographers—especially those who shoot with the EOS System—Canon has responded with the imagePROGRAF series Photo Printers featuring impressive new technologies that bring unprecedented quality and performance to large format photo printing. It's never been simpler or more cost-effective to produce gallery-grade prints at home or in the studio.


LUCIA 12-Color Ink Set

The 12-color Canon LUCIA ink set delivers a substantially wider color gamut than competitive printers. The far greater range of available colors produces richer, more vibrant prints with significantly reduced metamerism (the perceived shift of color balance when viewing prints under different lighting conditions). The ink set includes three levels of gray—Black, Gray, and Photo Gray—to deliver black-and-white photo prints of exceptional tonal detail. The inks are pigment-based, ensuring long-lasting prints with excellent archival characteristics. imagePROGRAF printers ship with a starter set of all 12 inks.



Canon LUCIA Ink set vs. Adobe RGB Canon RC Photogloss L-50

Photo-Lithographic User-Replaceable Dual Print Heads



An advanced head design uses two print heads—each with 15,360 nozzles—yield-

ing over 30,000 nozzles. This not only makes possible extremely high output resolution but also ensures faster, more reliable printing. Photographers no longer need to choose between print speed and image quality. The large number of nozzles also substantially increase print head life so that the printer requires less frequent maintenance. And because the print heads are user-replaceable, maintenance can be performed with minimal downtime and no costly service calls.

16-Bit Printing Support

While conventional inkjet printers are 8-bit-per-channel devices, requiring a conversion from 16 bits somewhere along the workflow, the imagePROGRAF printers provide advanced direct output support for 16-bit files. A supplied plug-in enables printing of 16-bit RAW images directly from Digital Photo Professional software. Also included is an export module for direct printing of 16-bit files from Adobe® Photoshop®. These features provide the photographer with the first true wide-dynamic-range workflow option from capture to output. Images are reproduced with smoother tonal gradations for

greater photorealism. Dynamic-range-related problems, such as posterization and banding, are virtually eliminated.

Automated Black Ink Cartridge Switching

The ink set includes Black and Matte Black, only one of which will be used depending on output media selection. While other printers require the user to perform an inconvenient and wasteful manual operation to flush unused ink and switch cartridges, the imagePROGRAF printers automate the process. With both Black ink cartridges loaded and live at all times, the switchover is fast and wasteless, performed with a simple push of a button.

Unsurpassed Output Media Selection

Canon imagePROGRAF printers include support for a wide range of papers and specialty output media, such as RC photo papers, transparent film, and fine art papers. Superior carriage design enables the printer to handle a wide range of media thicknesses and finishes. Moreover, the Media Configuration Tool supplied with the printer enables users to update the software, using a periodically published database, to accommodate new Canon and other popular media as they become available.



Canon Photo Printers: The Perfect Complement



Combining unparalleled Canon expertise in photography, photocopying, and printing technologies, PIXMA Pro photo printers are redefining output quality, performance, and convenience. Canon PIXMA Pro photo printers are meeting, and even surpassing, the expectations of the most demanding photographers.

FINE Print Head Technology

Canon's high-precision FINE (Full-photolithography Inkjet Nozzle Engineering) print heads each have thousands of nozzles designed to release microscopic ink droplets as small as 1 picoliter in a single pass, resulting in fast, high resolution printing. Capable of plotting thousands of ink droplets each second, the high-density nozzle pitch produces sharper detail and less grain.



10-Color Pigment Ink System

Featuring the same LUCIA pigment ink found in the imagePROGRAF printers, the PIXMA Pro9500's 10-color pigment ink set produces professional-quality, archival prints. The Gray, Photo Black and Matte Black ink produce monochrome photographs of unrivaled quality on fine art and glossy paper. Gray ink reduces grain, banding and metamerism and virtually eliminates color shifts. Unlike Black ink that increases contrast, Matte Black ink increases black density on fine art paper while maintaining detail in shadows. With 10 individual ink tanks, users can replace a single color, reducing waste and saving money. Since the Pro9500's ink is less sensitive to light and environmental factors, prints have incredibly smooth gradations and are archival.



ChromaLife100 Ink System



The PIXMA Pro9000 features the highly refined dye-based Canon ChromaLife100 ink system, which uses Red and Green inks in addition to Cyan, Magenta, Yellow, Photo Cyan, Photo Magenta, and Photo Black. This advanced 8-color system reproduces a much wider color gamut than conventional inkjet printers, delivering a color range that rivals color slide film. The dye-based ink set further ensures vividly

brilliant colors and a high-luster surface finish that enhances the beauty of printed images.

Long-Lasting Photos

Canon ChromaLife100 ink technology also delivers prints that withstand the test of time. PIXMA Pro prints will resist fading for up to 100 years when kept in select albums. When combined with genuine Canon photo media, prints typically exhibit 30-year light fastness and 10-year gas fastness.

Canon Photo Printer Line-up



imagePROGRAF iPF5100

Canon's 17-inch, wide-format imagePROGRAF iPF5100 features the exclusive LUCIA 12-color pigment ink set that yields a tremendous range of colors and grays. For smooth, detailed color and black and white images, no matter the media. Canon's FINE photo-lithographic heads ensure accurate plotting of even the finest details thanks to over 30,000 nozzles. Matte Black ink and Black ink cartridges are both loaded in the printer at the same time, enabling automatic switching without wasting time or ink.



PIXMA Pro9500

For the highest quality color and grayscale photographs, up to 13" x 19", one needs to look no further than the PIXMA Pro9500. With the LUCIA 10-color pigment ink system, there's no other printer out there that can print both stunning color and smooth black and white photographs like the Pro9500. The inclusion of Gray, Matte and Photo Black pigment tanks, combined with 3 pl droplets ensure the smoothest gradations possible and the results are prints that will astound.



PIXMA Pro9000

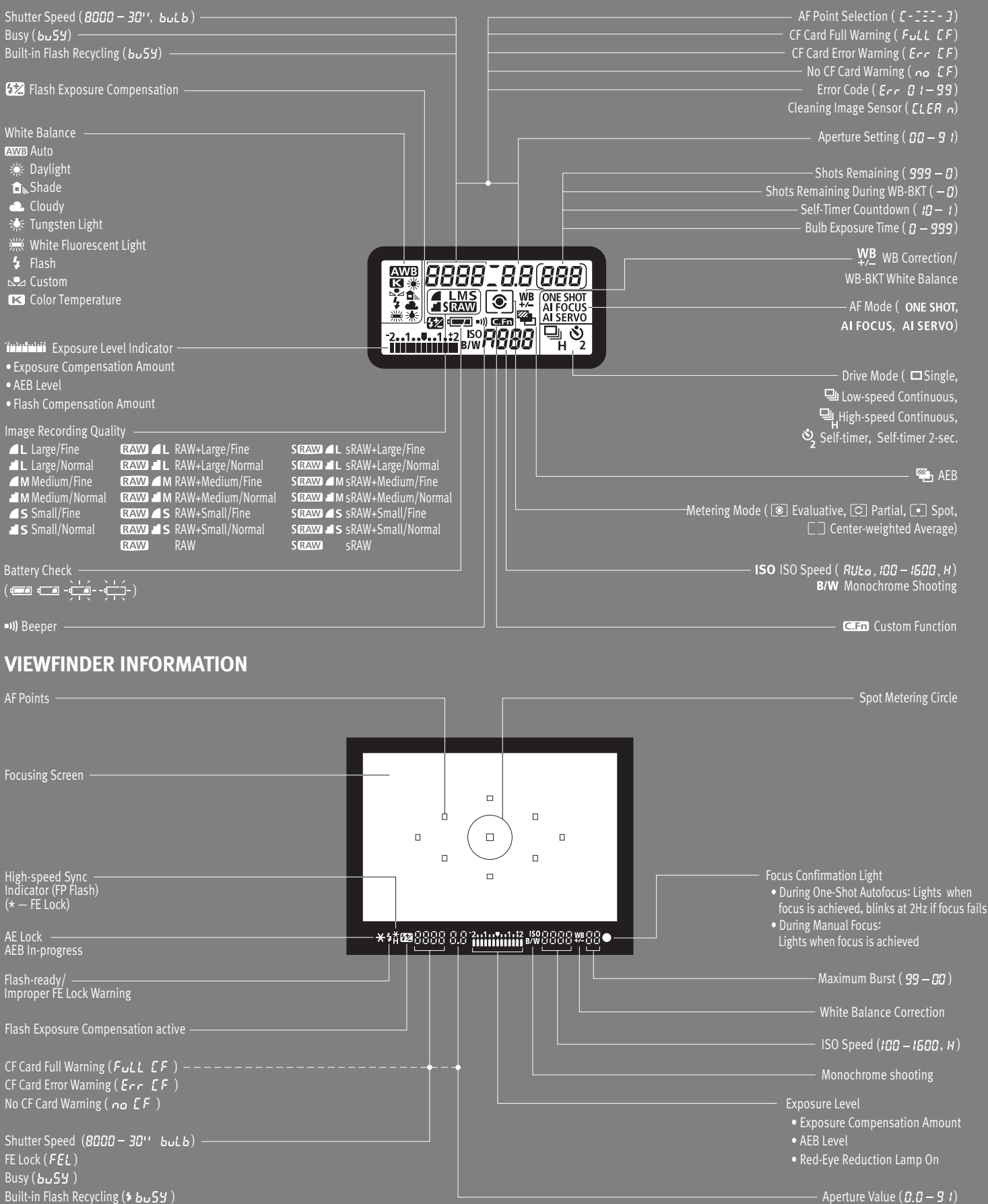
Capable of quickly printing lab-quality prints up to 13" x 19", Canon's PIXMA Pro9000 raises the bar thanks to its combination of speed and versatility. Its FINE print head generates a maximum resolution of 4800 x 2400 dpi and ChromaLife100 dye-based inks create long lasting, beautiful photos. Canon's Easy-PhotoPrint Pro software, including plug-ins for Digital Photo Professional V2.1 and Adobe Photoshop CS/CS2/CS3, combined with a new printer driver for advanced color control, ensuring accurate prints from the start.

Printer output (top to bottom): ©George Lepp, ©Eddie Tapp, ©Michel Tcherevkoff

NOMENCLATURE



LCD PANEL INFORMATION



COMPATIBLE OPERATING SYSTEMS AND COMPUTER ENVIRONMENTS

Software	EOS Utility	Digital Photo Professional	Picture Style Editor	ZoomBrowser EX, Camera Window EX, RAW Image Match, PhotoStitch
Windows	Windows Vista (all versions for 32-bit or 64-bit systems except the Starter Edition), Windows XP SP2 (Home Edition/Professional), Windows 2000 SP4			
OS	PC equipped with an OS pre-installed*			
Model	PC with one of the above OS pre-installed*			
CPU	Vista XP, 2000	Pentium 1.3GHz or higher		
RAM	Vista XP, 2000	Minimum 512MB	Minimum 1GB	Minimum 512MB
Interface	USB 1.1 to 2.0 Hi-Speed, IEEE 1394			
Display	Screen resolution: 1024 x 768 pixels or more; Colors: Medium (16-bit) or more			
Macintosh	Mac OS X 10.3 to 10.4**			
OS	Macintosh with one of the above OS pre-installed*			
Model	Macintosh equipped with a FireWire (IEEE 1394) port or USB port as a standard feature and one of the above OS installed*			
CPU	400MHz PowerPC G3, G4, G5 or Intel Processor***			
RAM	Minimum 256MB	Minimum 512MB	Minimum 256MB	
Interface	USB 1.1 to 2.0 Hi-Speed, IEEE 1394			
Display	Resolution: 1024 x 768 pixels or more; Colors: Thousands or more			

*Upgraded machines not supported. **The Macintosh UFS (UNIX File System) format is not supported. ***To run EOS Utility on Macintosh machines equipped with Intel Processors, Mac OS X 10.4.7 or later must be installed.

SPECIFICATIONS

TYPE

Type: Digital AF/AE SLR
Recording Media: CF Card Type I and II and external media (USB v.2.0 hard drive, via optional Wireless File Transmitter WFT-E3a)
Image Sensor Size: 0.87 x 0.58 in./22.2 x 14.8mm (APS-C size sensor)
Compatible Lenses: Canon EF, EF-S, TS-E, and MP-E lenses
Lens Mount: Canon EF mount
Lens Focal Length Conversion Factor: 1.6x

IMAGE SENSOR

Type: High-sensitivity, high-resolution, single-plate, CMOS sensor
Effective Pixels: Approx. 10.10 megapixels
Total pixels: Approx. 10.50 megapixels
Aspect Ratio: 3:2 (Horizontal: Vertical)
Color Filter System: RGB primary color filters
Low-pass Filter: Fixed position in front of the CMOS sensor
Dust Delete Feature: (1) Self Cleaning Sensor Unit, (2) Dust Delete Data,
 (3) Manual Sensor Cleaning

RECORDING SYSTEM

Recording Formats: DCF 2.0 (Exif 2.21): JPEG, RAW and RAW+JPEG simultaneous recording possible. Multiple options for recording images on a memory card, and onto compatible external USB hard drives (via optional Wireless File Transmitter WFT-E3A)

File Size on CF card: (1) JPEG/Large: Approx. 3.5MB (3,888 x 2,592), (2) JPEG/Medium: Approx. 2.1MB (2,816 x 1,880), (3) JPEG/Small:

<p>Reset: Press the image numbering is reset to 0001, a new folder is created and selected automatically.</p> <p>Color Space: Selectable between sRGB and Adobe RGB</p> <p>Picture Style: Six preset Picture Style settings plus three user-defined custom Picture Style settings with individual adjustments for Sharpness, Contrast, Saturation, Color tone; Filter effect; Toning effect for black &</p>	<p>Type: Vertical-travel, mechanical, focal-plane shutter with all speeds electronically controlled</p> <p>Shutter Speeds: 1/8000 to 30 sec. (1/3-stop increments), X-sync at 1/250 sec.</p> <p>Shutter Release: Soft-touch mechanical/electronic release</p> <p>Self-Timer: 10 sec. delay, 2 sec. delay</p> <p>Remote Control: Canon N3 type terminal</p>
--	---

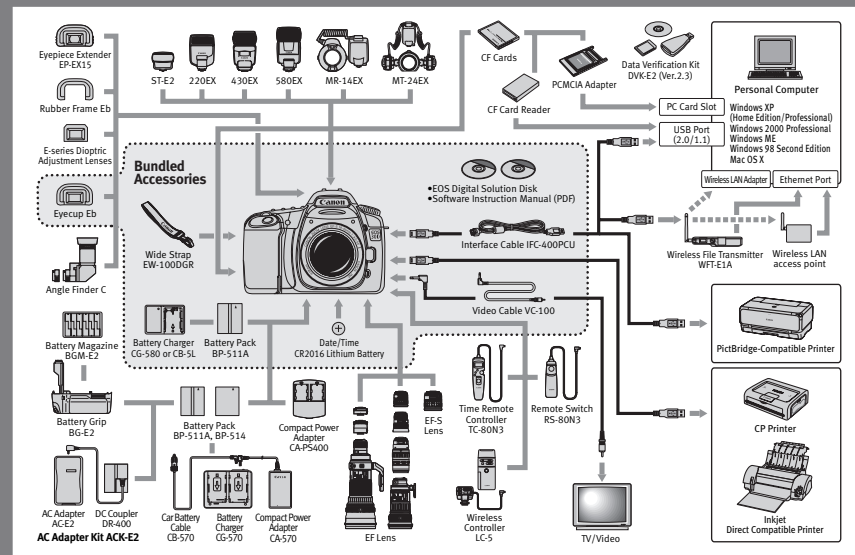
WHITE BALANCE	Type: Auto pop-up, retractable, built-in flash in the pentaprism
Settings: Auto, Daylight, Shade, Cloudy, Tungsten Light, White	Recycling Number: 43 (feet)/13 (meters), at ISO 100
Fluorescent Light, Flash, Custom WB setting, user-set Color Temperature	Recycling Time: Approx. 3 sec.
(2,500–10,000K)	Flash-ready Indicator: Flash-ready indicator lights in viewfinder
Auto White Balance: Auto white balance, taken from imaging sensor	Flash Coverage: 17mm lens focal length (equivalent to 27mm in 35mm format)
Color Temperature Compensation: White balance bracketing: Three	Flash Metering System: ETTL II autofocus
consecutive fires written from one exposure, Up to +/- 3 levels in 1-stop	Flash Exposure Compensation: +/- 2 stops in 1/3- and 1/2-stop increments

VIEWFINDER	
Type: Eye-level SLR with fixed pentaprism	Drive Modes: Single, silent, high-speed continuous (approx. 6.5 fps), low-speed continuous (approx. 3 fps), 10- or 2-sec. self-timer
Coverage: Approx. 95% horizontally and vertically	Continuous Shooting Speed: Approx. 6.5 fps (in One-Shot AF and AI Servo AF modes)
Magnification: 0.95x (1 dpt with 50mm lens at infinity)	Max. Burst During Continuous Shooting: JPEG: approx. 75 frames (Large/Fine); RAW: approx. 17 frames (both during high-speed continuous shooting)
Eyepoint: Approx. 22mm	
Dioptric Adjustment Correction: -3.0 to +1.0 diopter	

Viewfinder Information
(shutter speed, aperture, ISO, battery level, etc.)

Depth-of-Field Preview: Enabled with depth-of-field preview button; possible in Live View Function

SYSTEM CHART



PLAYBACK

Image Display Format: Single image, 4-image index, 9-image index, Jump, Magnified zoom (approx. 1.5x to 10x), Histogram, AF point display, Auto rotate, Rotate

Live View Function: View image before shooting on LCD monitor; live histogram and live simulation of exposure level possible with C.Fn IV-7.1

Highlight Alert: In the single image display and (INFO) display, over-exposed highlight areas will blink

IMAGE PROTECTION AND ERASE

Protection: Single image or all images in the memory card can be protected or cancel the image protection
Erase: Single image, select images, all images in a CF card or unprotect images

Direct Printing from the Camera: Enabled with the Print/Share button
Compatible Printers: CP and SELPHY Compact Photo Printers, PIXMA Photo Printers and PictBridge compatible printers (via USB Interface Cable IFC200U, included with camera kit)
Settings: Print quantity, style (image, paper size, paper type, printing effects, layout), trimming, tilt correction

MENUS

Menu Categories: (1) Shooting (2) Playback (3) Setup (4) Custom function/My Menu

LCD Monitor Languages: 18 (English, German, French, Dutch, Danish, Portuguese, Finnish, Italian, Norwegian, Swedish, Spanish, Greek, Russian, Polish, Simplified/Traditional Chinese, Korean, Japanese)

POWER SOURCE

Battery: One dedicated Battery Pack BP-511A, AC power can be supplied via the optional AC Adapter Kit ACK-E2

Number of Possible Shots: Normal shooting: approx. 1100 shots (approx. 800 shots with 50% flash use) at 73°F/23°C, Approx. 950 shots (approx. 700 shots with 50% flash use) at 32°F/0°C; tests comply with CIPA test standards

Battery Check: Automatic

Power Saving: Provided. Power turns off after 1, 2, 4, 8, 15, 30 min.

Back-up Battery: One CR2016 lithium battery. Battery life approx. 5 years

DIMENSIONS AND WEIGHT

Dimensions (W x H x D): 5.7 x 4.2 x 2.9 in./145.5 x 107.8 x 73.5mm
Weight: 26.1 oz./740g

OPERATING CONDITIONS

Operating Temperature Range: 32–104°F/0–40°C
Operating Humidity: 85% or less

- All the specifications above are based on Canon's Standard Test Method.
- The camera's specifications and physical appearance are subject to change without notice.
- LCD monitor images shown in this brochure are simulated.

© 2007 Canon U.S.A., Inc. Canon, DIGIC, EOS and PIXMA are registered trademarks and imagePROGRAF is a trademark of Canon Inc. in the United States, and may also be registered trademarks or trademarks in other countries. IMAGEANYWARE is a trademark of Canon. All other products and brand names are registered trademarks, trademarks or service marks of their respective owners.

Expand Your Knowledge

For in-depth information and examples of the best of Canon EOS Digital photography, there's nothing like the Canon Digital Learning Center. Found at www.usa.canon.com/dlc, the Digital Learning Center is full of educational material presented from a photographer's perspective. Browse learning modules on select EOS Digital SLR cameras and professional printing, visit the Tips & Techniques area to learn about digital workflow with Canon Digital Photo Professional software and make the most out of your digital photography. Visit the Explorers of Light & PrintMasters Gallery where noted professionals teach and inspire us with stunning photography created with Canon products. Whether a novice or veteran EOS user looking for tips on how to get the most out of your equipment, you'll find what you're looking for right here.



www.usa.canon.com/dlc



©Bruce Dorn

Explorers of Light & PrintMasters

Formed by Canon in the mid-1990's as a broad ranging initiative for photographic education and inspiration, Canon's Explorers of Light group is comprised of 85 of the most influential photographers in the world, each a master of their own creative specialty. Explorers of Light use Canon EOS photographic equipment to capture images from disciplines as varied as photojournalism, aviation, fashion, sports, wedding, nature, advertising, portraiture, food and travel photography. In 2006, Canon called together the PrintMasters: artists representing the highest levels of photographic achievement. Canon PrintMasters push the boundaries of fine print making in each of their respective disciplines. Canon PrintMasters use EOS photographic equipment and Canon PIXMA Pro and/or imagePROGRAF professional printers, inspiring and educating with their unique blends of photographic vision, digital imaging experience, and pronounced command of the fine photographic print. Explorers of Light and PrintMasters share their photographic and technical expertise with eager audiences of photo professionals, hobbyists and enthusiasts in a variety of personal appearances, seminars and gallery showings throughout the United States. The images used throughout this brochure are from Canon's Explorers of Light and PrintMaster photo galleries. To learn more and see more images, visit the Canon Digital Learning Center.

EXPLORERS
OF LIGHT

PRINT
Masters



1-800-OK-CANON
www.canoneos.com
www.usa.canon.com

Canon U.S.A., Inc.
One Canon Plaza
Lake Success, NY 11042 U.S.A.

Canon Canada, Inc.
6390 Dixie Road
Mississauga, Ontario L5T 1P7 Canada

Canon Latin America, Inc.
703 Waterford Way, Suite 400
Miami, FL 33126 U.S.A.

Canon Mexicana, S. de R.L. de C.V.
Blvd. Manuel Ávila Camacho No. 138, Piso 17
Col. Lomas de Chapultepec
C.P. 11000 México, D.F. México
www.canon.com.mx

0113W833 8/07

©2007 CANON U.S.A., INC.
PRINTED IN U.S.A.